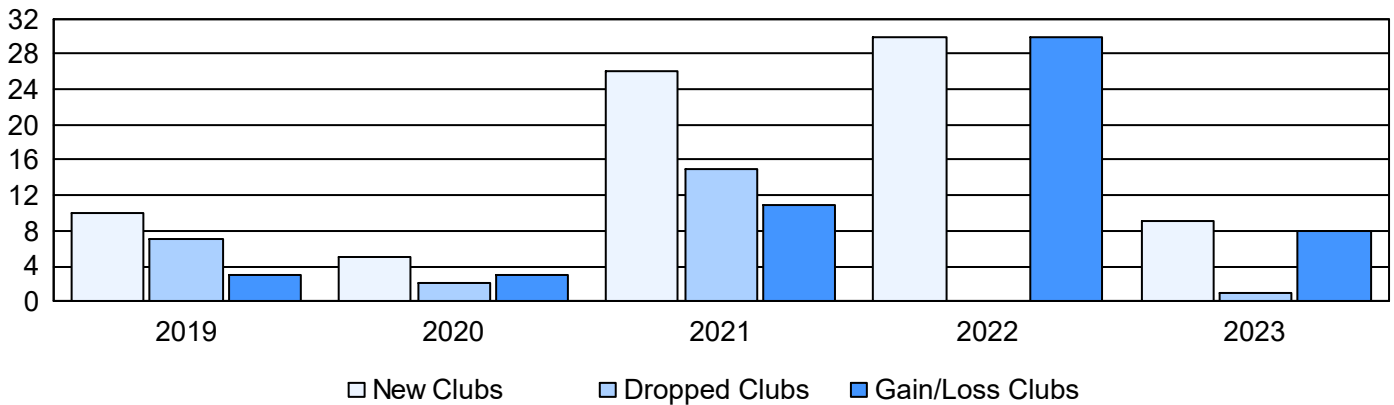
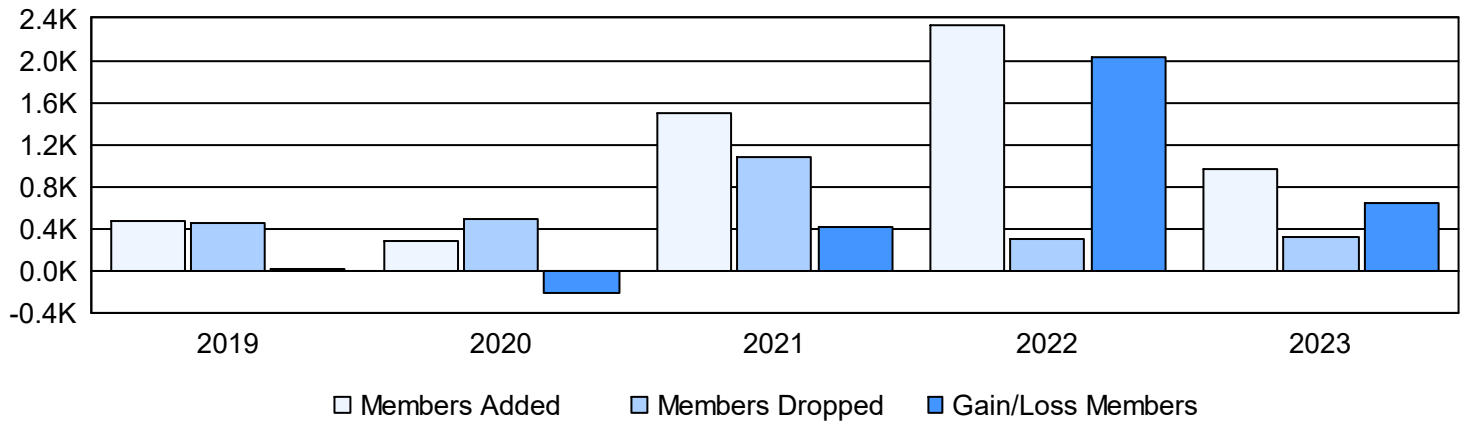


Year	New Clubs	Dropped Clubs	Gain/ Loss Clubs	New Members	Charter Members	Reinstate Members	Transfer Members	Total Member Added	Total Members Dropped	Gain/ Loss Members
2018-2019	10	7	3	234	234	10	1	479	456	23
2019-2020	5	2	3	134	120	13	5	272	481	-209
2020-2021	26	15	11	691	736	31	44	1,502	1,081	421
2021-2022	30	0	30	1,120	952	214	54	2,340	309	2,031
2022-2023	9	1	8	668	216	43	40	967	326	641
Average	16	5	11	569	452	62	29	1,112	531	581

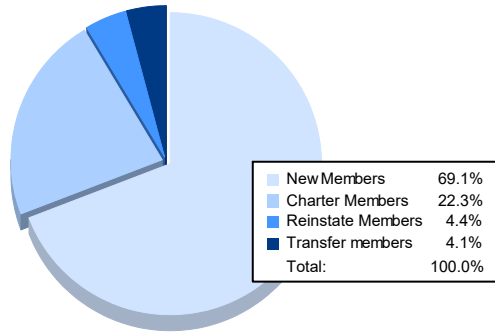
Clubs



Members



Membership Composition June 2023 Cumulative



Gender Composition June 2023 Cumulative

